


# Fun Learning



# Gurmukhi

Sticker

Sticker



Centre of  
**DIVINE**  
knowledge

To know your Guru is to Love your Guru

SRI GURU GRANTH SAHIB JI ACADEMY MALAYSIA

# Fun Learning Gurmukhi

Centre of  
**DIVINE**  
knowledge

To know your Guru is to Love your Guru

**SRI GURU GRANTH SAHIB JI ACADEMY MALAYSIA**

NAME : .....

CLASS : .....

YEAR : .....

# PREFACE

We are pleased to bring to you - FUN LEARNING GURMUKHI WORKBOOK - to facilitate the learning of Gurmukhi letters.

This workbook provides fun methods and exercises to encourage our young kids to learn Gurmukhi pronunciation and sound origination required as a first step to read our Guru's script. With this workbook, it is hoped that the younger generation will be able to develop interest in learning Gurmukhi.

This Guide has been prepared by Malaysian Sikhs who carried out this work entirely on a voluntary basis. On behalf of the Academy, we acknowledge and appreciate the efforts of these individuals.

We also take this opportunity to thank the Malaysian Sikh Sangat, especially the teachers and students of the Sri Guru Granth Sahib Ji Academy without whom, this project could not have materialized.

The workbook is made available at no cost in the spirit of preaching the precious script and knowlegde given by our Guru, who has no geographical or ethnic limitations.

Last but not least, we would like to stress that this a humble and sincere attempt to contribute to the Sikh community and whilst every effort has been made to ensure that the quality and accuracy of the information is of the highest standards, there is still room for improvement. In this regard, we look forward to your valuable feedback so that we can improve this 1 edition. We are a very young group and thus have a lot to learn and improve. It is only with the blessings of our beloved Guruji and HIS beloved sanggat that we are able to undertake this mission in the<sup>r</sup>service of Khalsa Panth. Hence, if you have any comments or suggestions to further improve, please feel free to email your comments to [sggsacademy@gmail.com](mailto:sggsacademy@gmail.com)

Board of Trustees

Sri Guru Granth Sahib Ji Academy Malaysia

2nd Floor Wisma Tatt Khalsa No. 24 Jalan Raja Alang

50480 Kuala Lumpur Malaysia

Tel : 603-26971350


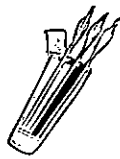


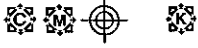
6019-3143417

6012-2147315

6013-3300625

Email : [sggsacademy@gmail.com](mailto:sggsacademy@gmail.com)

Website : [www.sggsacademy.com](http://www.sggsacademy.com)



ወ


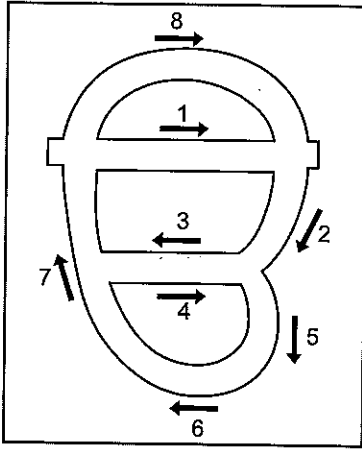
ኀ

ረ




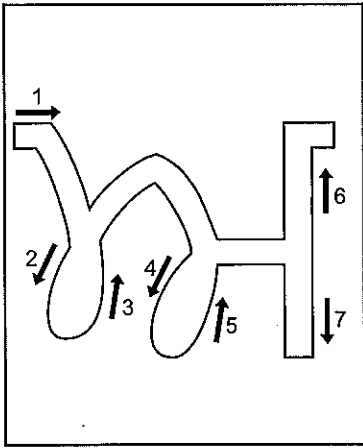
Centre of  
**DIVINE**  
Renouveau





CAMEL

Sticker


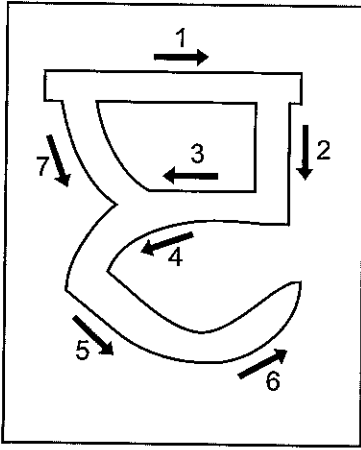



# ਅੰਗੂਰ

GRAPES

Sticker

ਗੁ	ਗੁ	ਗੁ	ਗੁ	ਗੁ	ਗੁ	ਗੁ
ਗੁ	ਗੁ	ਗੁ	ਗੁ	ਗੁ	ਗੁ	ਗੁ
ਗੁ	ਗੁ	ਗੁ	ਗੁ	ਗੁ	ਗੁ	ਗੁ
ਗੁ	ਗੁ	ਗੁ	ਗੁ	ਗੁ	ਗੁ	ਗੁ
ਗੁ	ਗੁ	ਗੁ	ਗੁ	ਗੁ	ਗੁ	ਗੁ


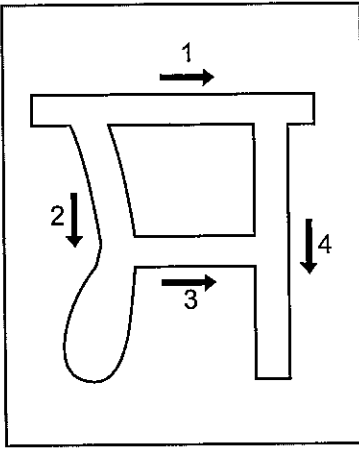


ਬਿੱਟ

BRICK

Sticker

ਬਿੱਟ	ਬਿੱਟ	ਬਿੱਟ	ਬਿੱਟ	ਬਿੱਟ	ਬਿੱਟ	ਬਿੱਟ
ਬਿੱਟ	ਬਿੱਟ	ਬਿੱਟ	ਬਿੱਟ	ਬਿੱਟ	ਬਿੱਟ	ਬਿੱਟ
ਬਿੱਟ	ਬਿੱਟ	ਬਿੱਟ	ਬਿੱਟ	ਬਿੱਟ	ਬਿੱਟ	ਬਿੱਟ
ਬਿੱਟ	ਬਿੱਟ	ਬਿੱਟ	ਬਿੱਟ	ਬਿੱਟ	ਬਿੱਟ	ਬਿੱਟ
ਬਿੱਟ	ਬਿੱਟ	ਬਿੱਟ	ਬਿੱਟ	ਬਿੱਟ	ਬਿੱਟ	ਬਿੱਟ


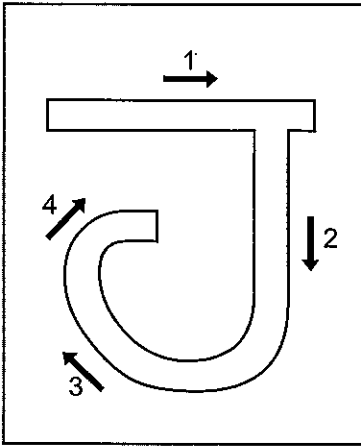


ਸੇਬ

APPLE

Sticker

ਸ	ਸ	ਸ	ਸ	ਸ	ਸ	ਸ
ਸ	ਸ	ਸ	ਸ	ਸ	ਸ	ਸ
ਸ	ਸ	ਸ	ਸ	ਸ	ਸ	ਸ
ਸ	ਸ	ਸ	ਸ	ਸ	ਸ	ਸ
ਸ	ਸ	ਸ	ਸ	ਸ	ਸ	ਸ







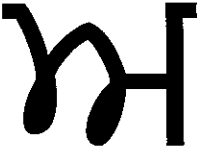


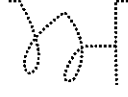












# ਗਾਥੀ

ELEPHANT



ਗ	ਗ	ਗ	ਗ	ਗ	ਗ	ਗ
ਗ	ਗ	ਗ	ਗ	ਗ	ਗ	ਗ
ਗ	ਗ	ਗ	ਗ	ਗ	ਗ	ਗ
ਗ	ਗ	ਗ	ਗ	ਗ	ਗ	ਗ
ਗ	ਗ	ਗ	ਗ	ਗ	ਗ	ਗ

**WRITE THE ALPHABETS IN THE SPACE PROVIDED**

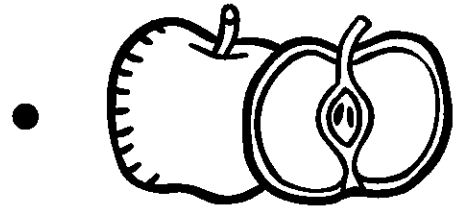
						
						
						
						
						
						
						
						
						
						
						
						
						
						
						

# CIRCLE THE CORRECT ALPHABETS

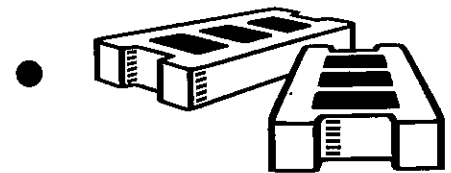
ੳ		ੳ		ੳ		ੳ		ੳ
ੲ		ੲ		ੲ		ੲ		ੲ
ੱ		ੱ		ੱ		ੱ		ੱ
ੴ		ੴ		ੴ		ੴ		ੴ
ੳ		ੳ		ੳ		ੳ		ੳ

# MATCH THE ALPHABETS TO THE OBJECTS


ੳ .




ਖ .




ੲ .



ਸ .



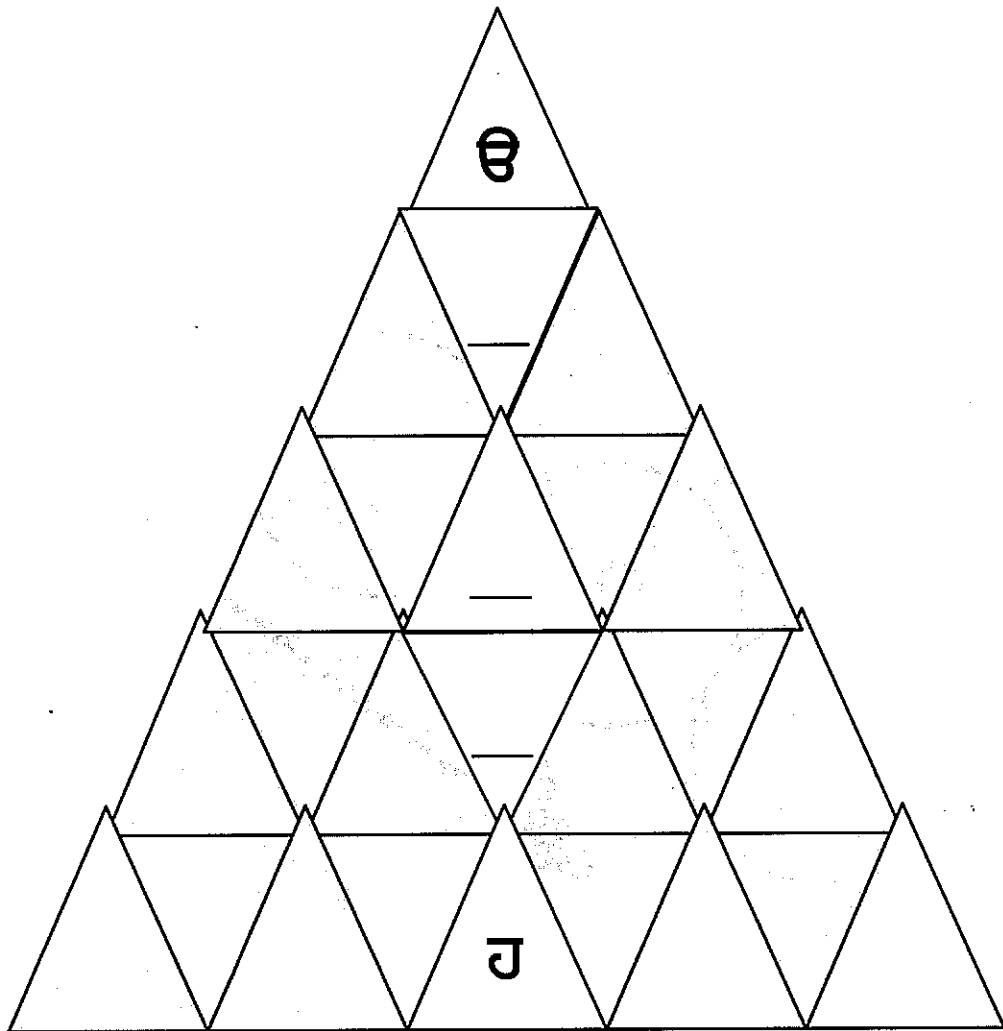

ਹ .

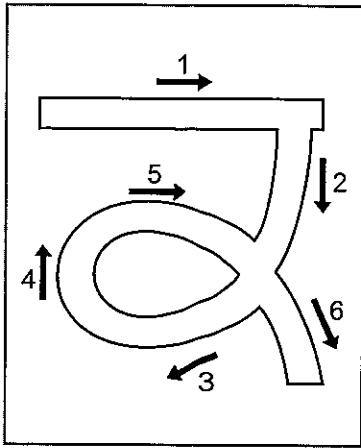


# WRITE THE MISSING ALPHABETS

A sequence of seven circles arranged in a downward and rightward path. The first circle contains the letter 'B'. An arrow points from the top-left towards the second circle. The second, third, and fourth circles are empty. An arrow points from the top-left towards the fifth circle. The fifth circle is empty. The sixth circle is empty. The seventh circle contains the letter 'P'. An arrow points from the top-left towards the eighth circle. The eighth circle is empty. The ninth circle contains the letter 'K'. An arrow points from the top-left towards the tenth circle. The tenth circle is empty. The eleventh circle is empty. The twelfth circle is empty. An arrow points from the top-left towards the thirteenth circle. The thirteenth circle is empty. The fourteenth circle is empty. An arrow points from the top-left towards the fifteenth circle. The fifteenth circle is empty.

# WRITE THE MISSING ALPHABETS



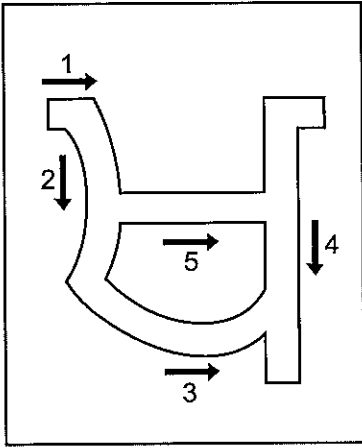


# ਕਿਰਪਾਨ

KIRPAN

Sticker

ਕ	ਕ	ਕ	ਕ	ਕ	ਕ	ਕ
ਕ	ਕ	ਕ	ਕ	ਕ	ਕ	ਕ
ਕ	ਕ	ਕ	ਕ	ਕ	ਕ	ਕ
ਕ	ਕ	ਕ	ਕ	ਕ	ਕ	ਕ
ਕ	ਕ	ਕ	ਕ	ਕ	ਕ	ਕ


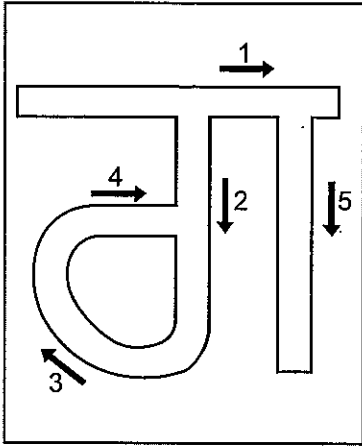


# ਖੰਡਾ

KHANDA

Sticker

ਖ	ਖ	ਖ	ਖ	ਖ	ਖ	ਖ
ਖ	ਖ	ਖ	ਖ	ਖ	ਖ	ਖ
ਖ	ਖ	ਖ	ਖ	ਖ	ਖ	ਖ
ਖ	ਖ	ਖ	ਖ	ਖ	ਖ	ਖ
ਖ	ਖ	ਖ	ਖ	ਖ	ਖ	ਖ


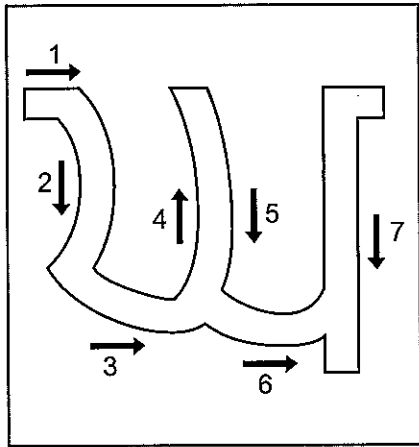


ਗਾਜਰ

CARROT

Sticker

ਗ	ਗ	ਗ	ਗ	ਗ	ਗ	ਗ
ਗ	ਗ	ਗ	ਗ	ਗ	ਗ	ਗ
ਗ	ਗ	ਗ	ਗ	ਗ	ਗ	ਗ
ਗ	ਗ	ਗ	ਗ	ਗ	ਗ	ਗ
ਗ	ਗ	ਗ	ਗ	ਗ	ਗ	ਗ

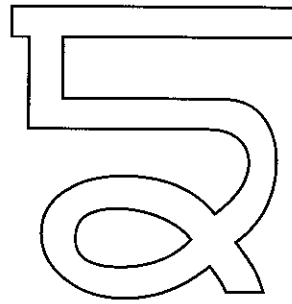
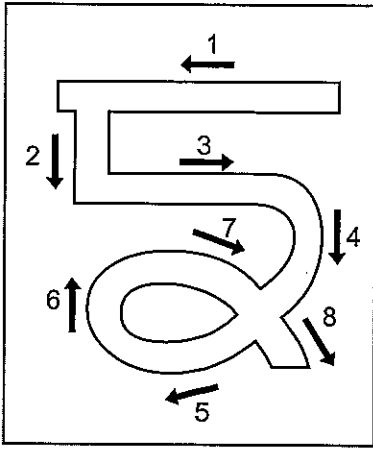


ਘੜਾ

HORSE

Sticker

ਘੜਾ	ਘੜਾ	ਘੜਾ	ਘੜਾ	ਘੜਾ	ਘੜਾ	ਘੜਾ
ਘੜਾ	ਘੜਾ	ਘੜਾ	ਘੜਾ	ਘੜਾ	ਘੜਾ	ਘੜਾ
ਘੜਾ	ਘੜਾ	ਘੜਾ	ਘੜਾ	ਘੜਾ	ਘੜਾ	ਘੜਾ
ਘੜਾ	ਘੜਾ	ਘੜਾ	ਘੜਾ	ਘੜਾ	ਘੜਾ	ਘੜਾ
ਘੜਾ	ਘੜਾ	ਘੜਾ	ਘੜਾ	ਘੜਾ	ਘੜਾ	ਘੜਾ



**ਙੰਙਾ**

**NGENGA**

Sticker

ਙੰਙਾ	ਙੰਙਾ	ਙੰਙਾ	ਙੰਙਾ	ਙੰਙਾ	ਙੰਙਾ	ਙੰਙਾ
ਙੰਙਾ	ਙੰਙਾ	ਙੰਙਾ	ਙੰਙਾ	ਙੰਙਾ	ਙੰਙਾ	ਙੰਙਾ
ਙੰਙਾ	ਙੰਙਾ	ਙੰਙਾ	ਙੰਙਾ	ਙੰਙਾ	ਙੰਙਾ	ਙੰਙਾ
ਙੰਙਾ	ਙੰਙਾ	ਙੰਙਾ	ਙੰਙਾ	ਙੰਙਾ	ਙੰਙਾ	ਙੰਙਾ
ਙੰਙਾ	ਙੰਙਾ	ਙੰਙਾ	ਙੰਙਾ	ਙੰਙਾ	ਙੰਙਾ	ਙੰਙਾ

**WRITE THE ALPHABETS IN THE SPACE PROVIDED**

ਕ	ਕ					
	ਕ					
	ਕ					
ਖ	ਖ					
	ਖ					
	ਖ					
ਗ	ਗ					
	ਗ					
	ਗ					
ਘ	ਘ					
	ਘ					
	ਘ					
ਙ	ਙ					
	ਙ					
	ਙ					

# CIRCLE THE CORRECT ALPHABETS

੨		੨		੨		੨		੨
੨		੨		੨		੨		੨
੨		੨		੨		੨		੨
੨		੨		੨		੨		੨
੨		੨		੨		੨		੨
੨		੨		੨		੨		੨

# MATCH THE ALPHABETS TO THE OBJECTS

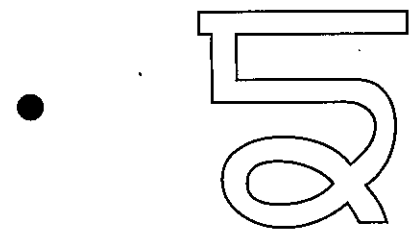
ਕ.



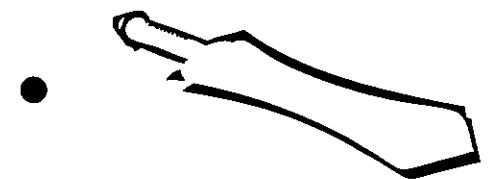
ਖ.




ਗ.



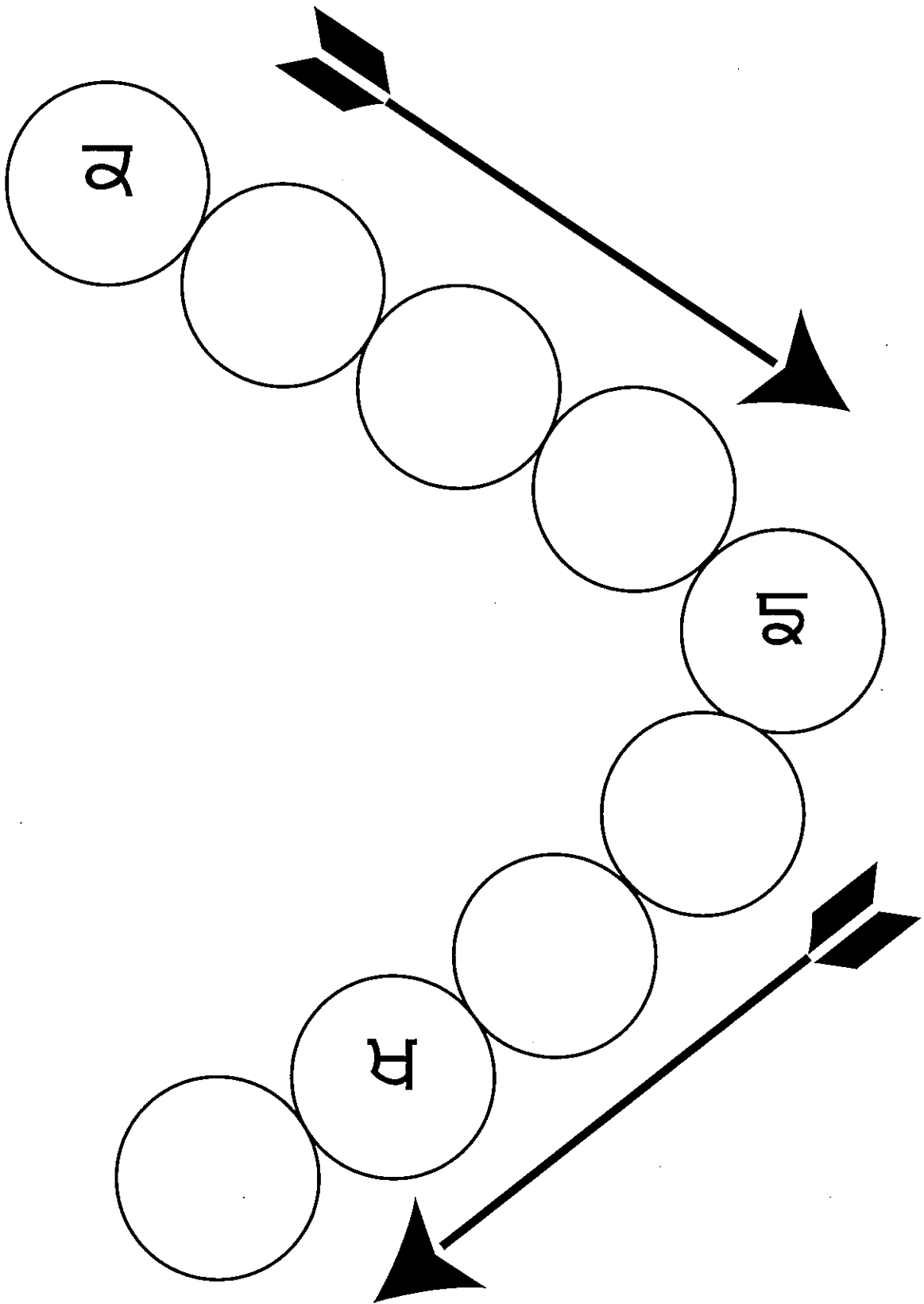
ਘ.




ਙ.



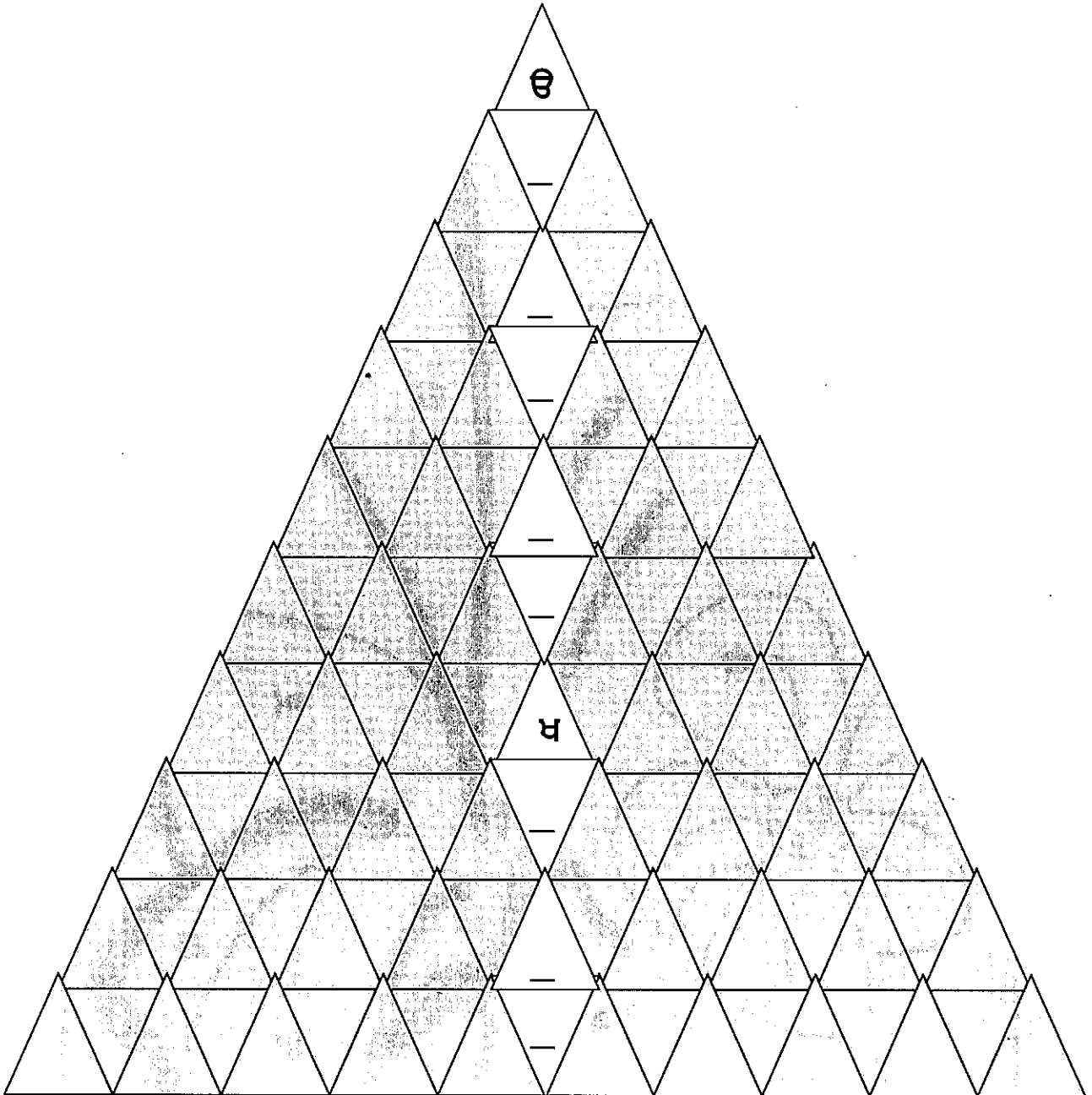
# WRITE THE MISSING ALPHABETS



# WRITE THE MISSING ALPHABETS



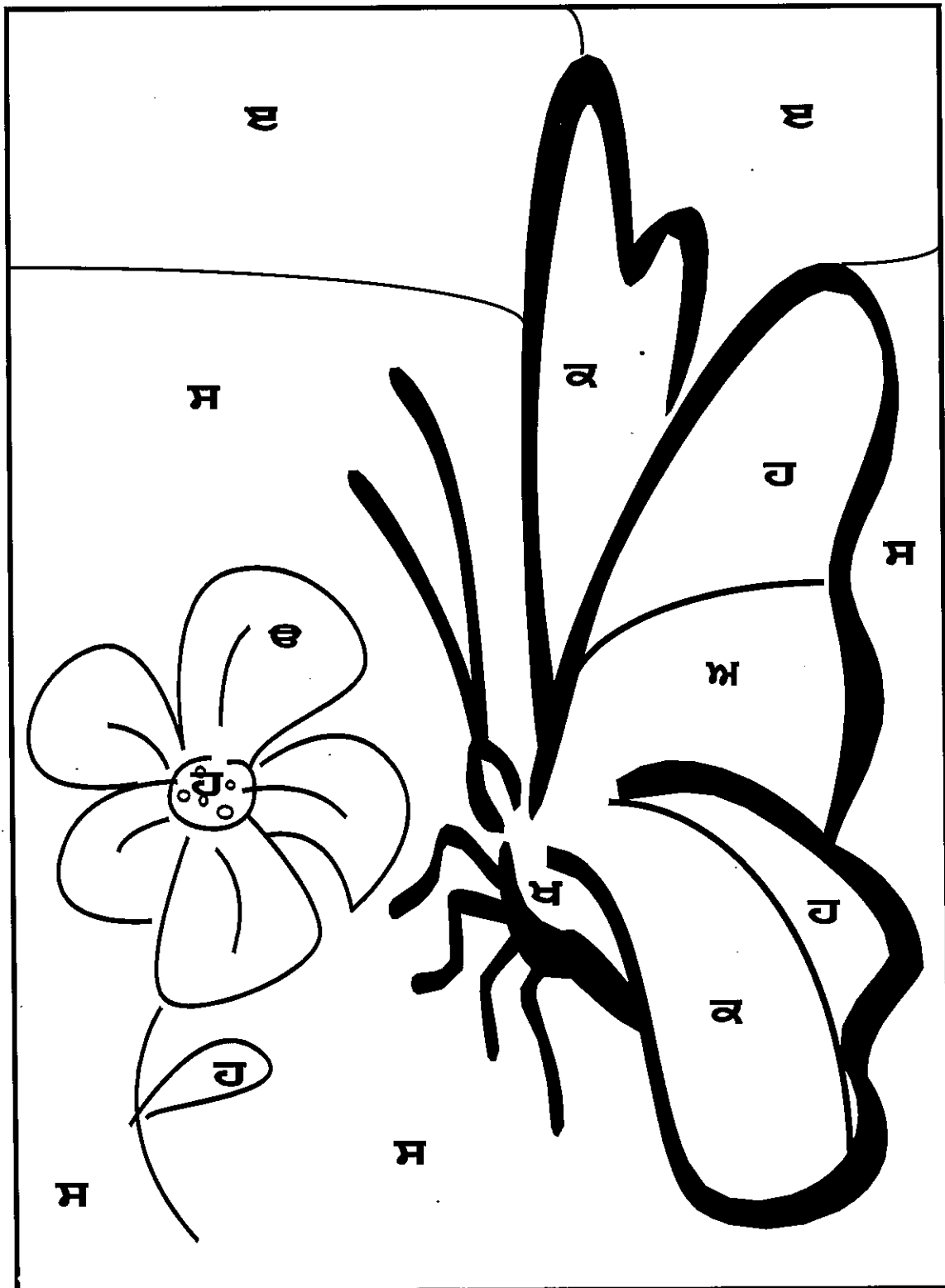
# WRITE THE MISSING ALPHABETS



**LOOK FOR EACH LETTER, FIND THE COLOUR,  
COLOUR EACH SPACE WITH THAT COLOUR**

- ੳ - Red
- ੲ - Orange
- ੳ - Green
- ਖ - Brown

- ਅ - Blue
- ਸ - Yellow
- ਕ - Purple





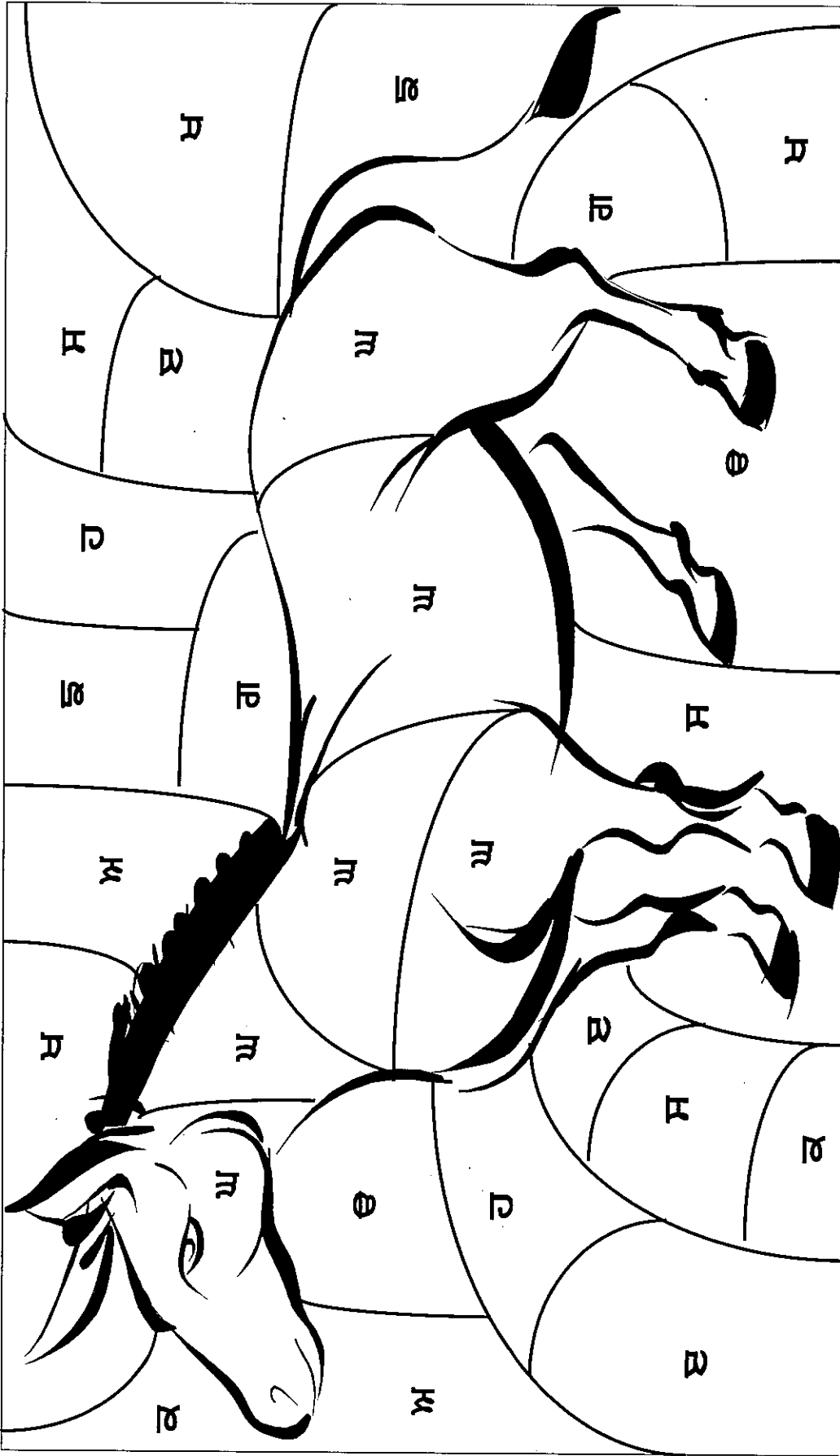
**START AT , READ THE ALPHABETS IN ORDER TO ,  
DRAW A LINE CONNECT THE DOTS**

ੳ ੲ ੳ ੲ

ੳ ੲ ੳ ੲ

ੳ ੲ ੳ ੲ

**LOOK FOR EACH ALPHABET, FIND THE COLOUR, COLOUR EACH SPACE WITH THAT COLOUR.**



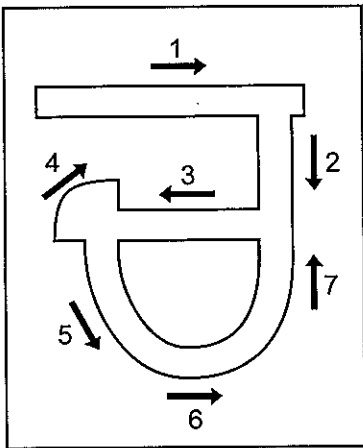

**Colour accordingly**

- |   |        |   |        |   |       |   |            |
|---|--------|---|--------|---|-------|---|------------|
| Ⓐ | Red    | Ⓐ | orange | Ⓐ | Green | Ⓐ | brown      |
| Ⓑ | Yellow | Ⓑ | purple | Ⓑ | Pink  | Ⓑ | dark green |
| Ⓒ | Blue   | Ⓒ | black  |   |       |   |            |

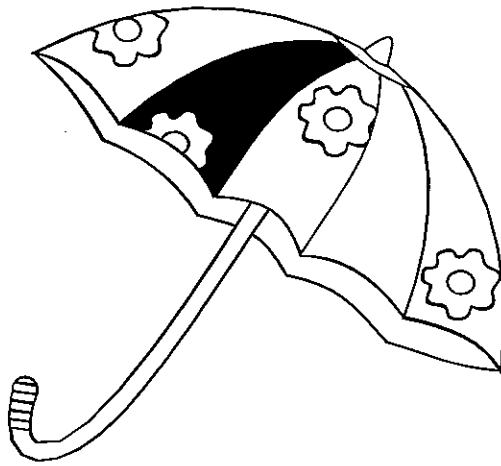
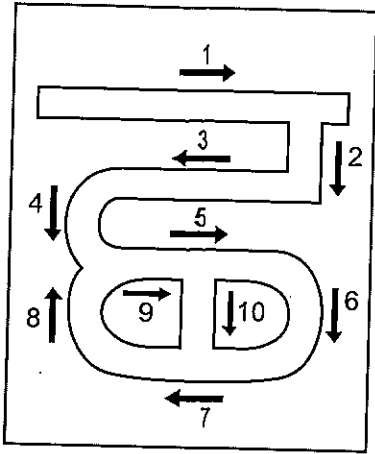
# ਚੌਰ

CHOR

Sticker



ਚ	ਚ	ਚ	ਚ	ਚ	ਚ	ਚ
ਚ	ਚ	ਚ	ਚ	ਚੌ	ਚ	ਚ
ਚ	ਚ	ਚ	ਚ	ਚ	ਚ	ਚ
ਚ	ਚ	ਚ	ਚ	ਚ	ਚ	ਚ
ਚ	ਚ	ਚ	ਚ	ਚ	ਚ	ਚ

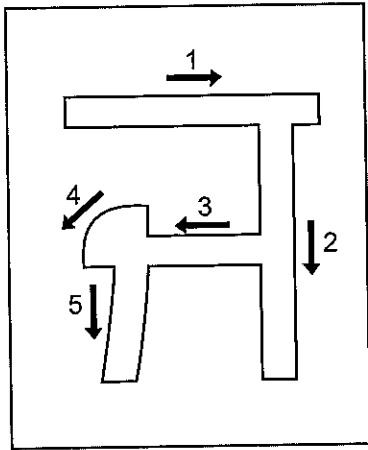


# ਛਤਰੀ

UMBRELLA

Sticker

ਛ	ਛ	ਛ	ਛ	ਛ	ਛ	ਛ
ਛ	ਛ	ਛ	ਛ	ਛ	ਛ	ਛ
ਛ	ਛ	ਛ	ਛ	ਛ	ਛ	ਛ
ਛ	ਛ	ਛ	ਛ	ਛ	ਛ	ਛ
ਛ	ਛ	ਛ	ਛ	ਛ	ਛ	ਛ

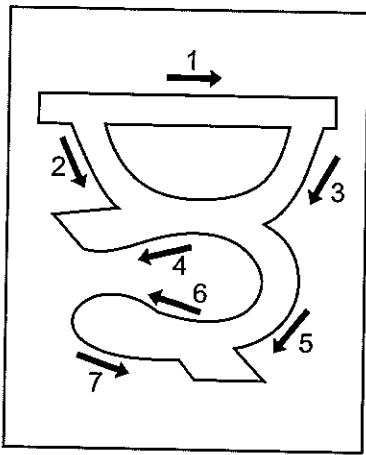


ਜੰਗ

JUG


Sticker

ਜੰ	ਜੰ	ਜੰ	ਜੰ	ਜੰ	ਜੰ	ਜੰ
ਜੰ	ਜੰ	ਜੰ	ਜੰ	ਜੰ	ਜੰ	ਜੰ
ਜੰ	ਜੰ	ਜੰ	ਜੰ	ਜੰ	ਜੰ	ਜੰ
ਜੰ	ਜੰ	ਜੰ	ਜੰ	ਜੰ	ਜੰ	ਜੰ
ਜੰ	ਜੰ	ਜੰ	ਜੰ	ਜੰ	ਜੰ	ਜੰ

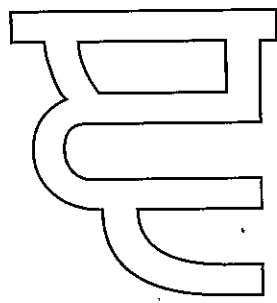
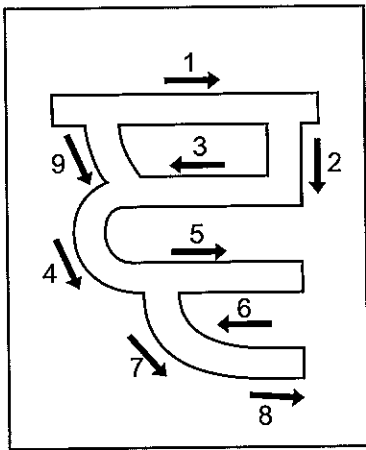


ਬ  
ਰ

BROOM



B	B	B	B	B	B	B
B	B	B	B	B	B	B
B	B	B	B	B	B	B
B	B	B	B	B	B	B
B	B	B	B	B	B	B



**ਯੰਯਾ**

**NYENYA**

Sticker

ਯੰ	ਯੰ	ਯੰ	ਯੰ	ਯੰ	ਯੰ	ਯੰ
ਯੰ	ਯੰ	ਯੰ	ਯੰ	ਯੰ	ਯੰ	ਯੰ
ਯੰ	ਯੰ	ਯੰ	ਯੰ	ਯੰ	ਯੰ	ਯੰ
ਯੰ	ਯੰ	ਯੰ	ਯੰ	ਯੰ	ਯੰ	ਯੰ
ਯੰ	ਯੰ	ਯੰ	ਯੰ	ਯੰ	ਯੰ	ਯੰ

**WRITE THE ALPHABETS IN THE SPACE PROVIDED**

D	D					
	D					
	D					
B	B					
	B					
	B					
F	F					
	F					
	F					
X	X					
	X					
	X					
Y	Y					
	Y					
	Y					

# CIRCLE THE CORRECT ALPHABETS

ੳ		ੲ		ੳ		ੲ		ੳ
ੲ		ੳ		ੲ		ੳ		ੲ
ੲ		ੳ		ੲ		ੳ		ੲ
ੲ		ੳ		ੲ		ੳ		ੲ
ੲ		ੳ		ੲ		ੳ		ੲ

# MATCH THE ALPHABETS TO THE OBJECTS



ੳ .

ਭ .

ੲ .

ੲ .

ੲ .

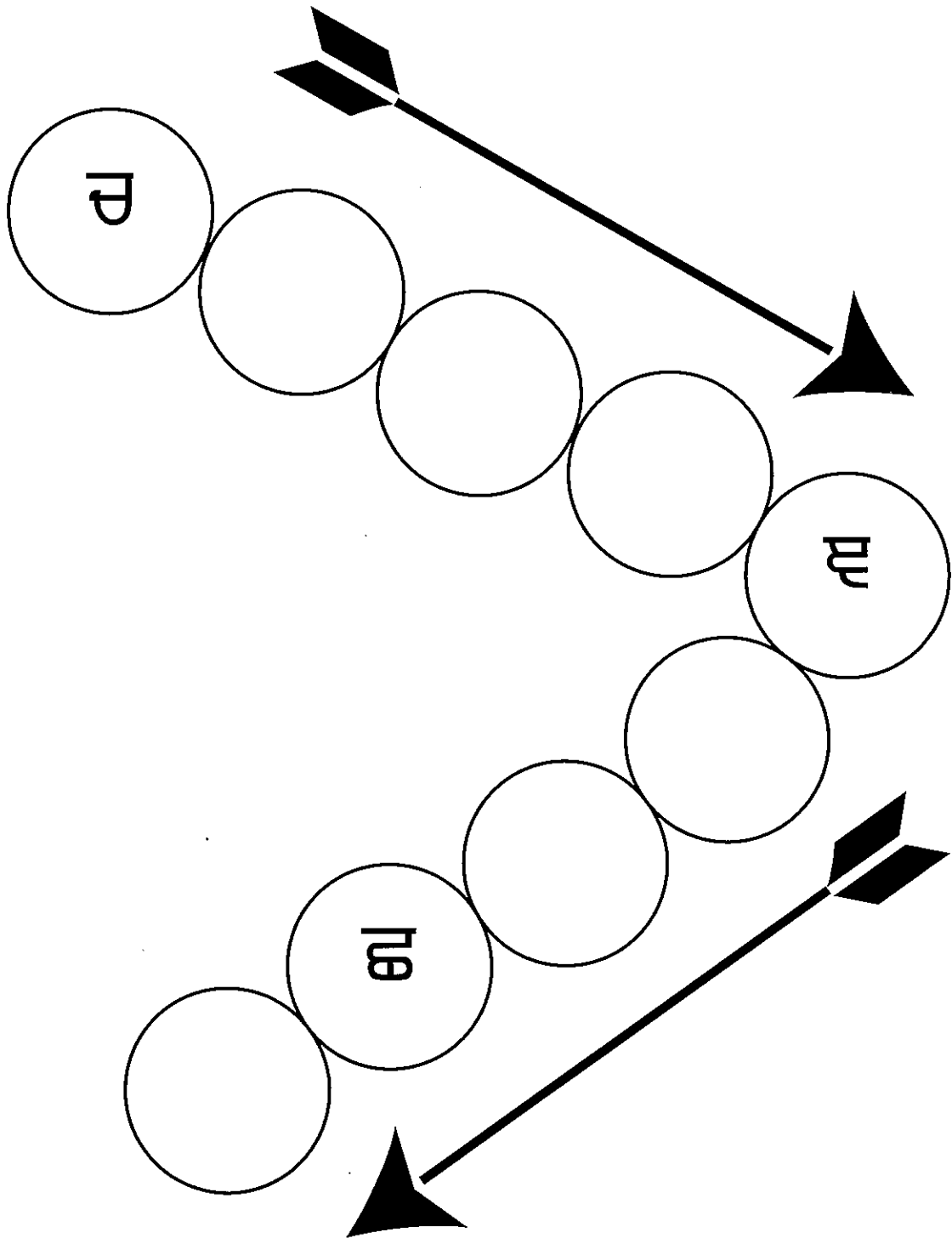


.

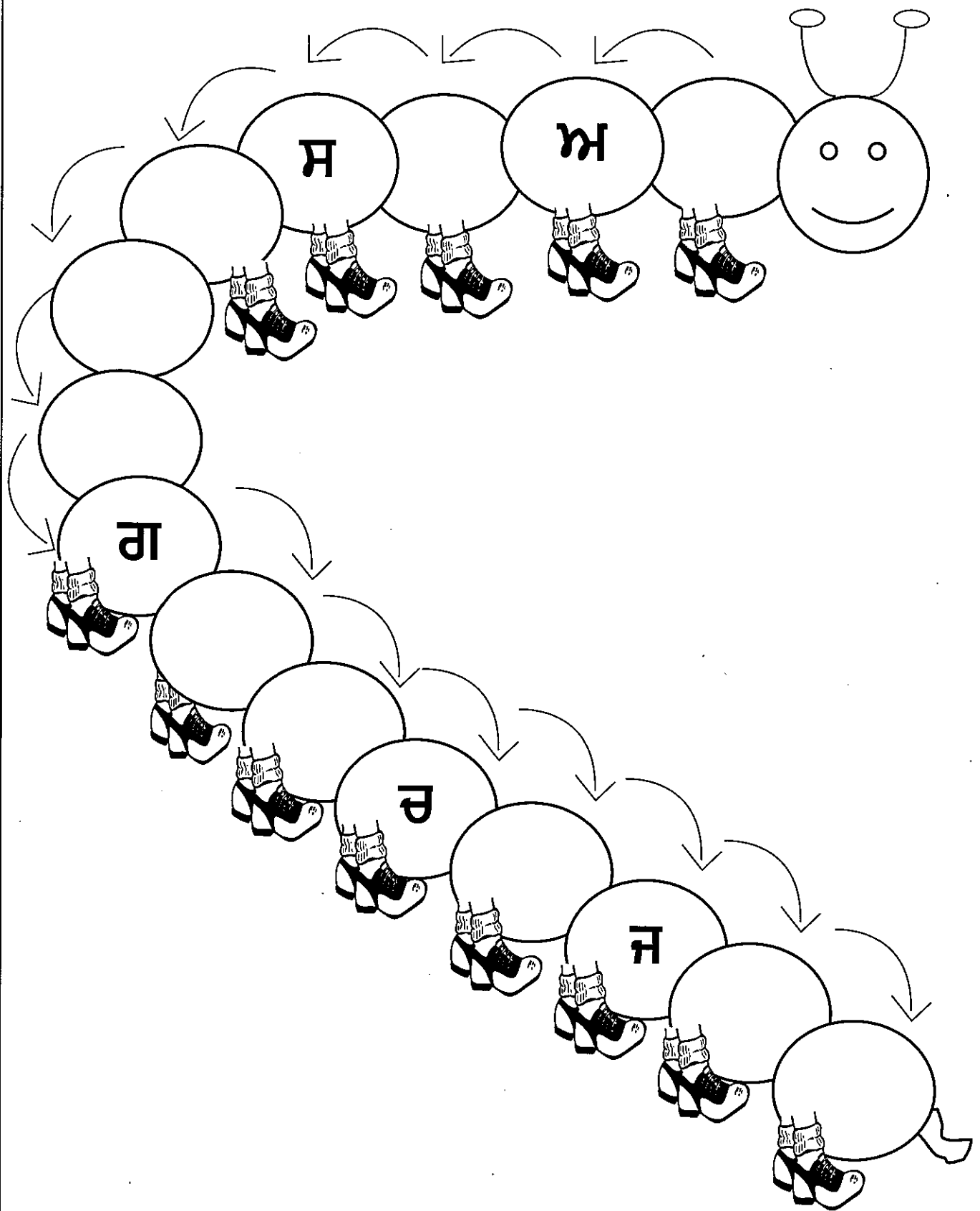
ੲ






# WRITE THE MISSING ALPHABETS



# WRITE THE MISSING ALPHABETS



# WRITE THE MISSING ALPHABETS



# RECOGNISE LETTERS, CIRCLE THE ODD LETTERS

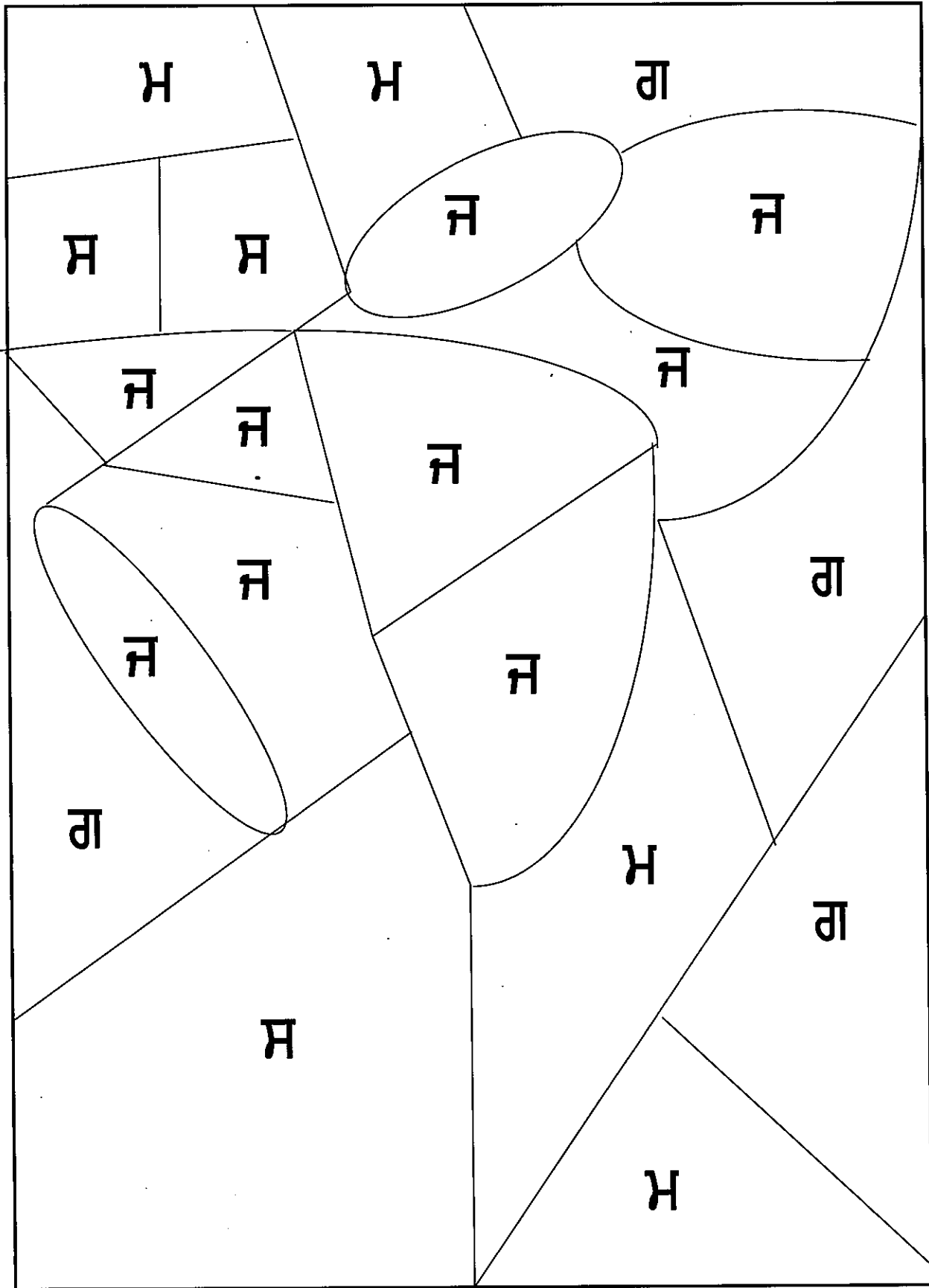
ਸ	ਸ	ਸ	ਸ
ਸ	ਸ	ਜ	ਸ
ਸ	ਸ	ਸ	ਸ
ਸ	ਸ	ਸ	ਸ
ਸ	ਸ	ਸ	ਸ



ਕਾ	ਕਾ	ਕਾ	ਕਾ
ਕਾ	ਕਾ	ਕਾ	ਕਾ
ਕਾ	ਕਾ	ਕਾ	ਕਾ
ਕਾ	ਕਾ	ਕਾ	ਕਾ
ਕਾ	ਕਾ	ਕਾ	ਕਾ


ਲਾ	ਲਾ	ਲਾ	ਲਾ
ਲਾ	ਲਾ	ਲਾ	ਲਾ
ਲਾ	ਲਾ	ਲਾ	ਲਾ
ਲਾ	ਲਾ	ਲਾ	ਲਾ
ਲਾ	ਲਾ	ਲਾ	ਲਾ

ਚ	ਚ	ਚ	ਚ
ਚ	ਚ	ਚ	ਚ
ਚ	ਚ	ਚ	ਚ
ਚ	ਚ	ਚ	ਚ
ਚ	ਚ	ਚ	ਚ

# COLOUR ALL THE ਜ ALPHABETS




**FIND AND CIRCLE ALPHABETS**  -  **HIDDEN IN THE PICTURE**


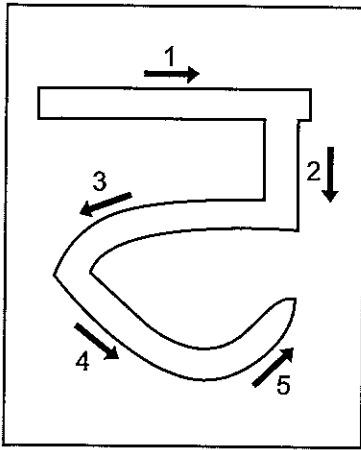


# LOOK FOR EACH LETTER, IDENTIFY THE COLOUR, COLOUR EACH SPACE WITH THAT COLOUR

ਚ - Blue  
ਜ - Brown  
ਝ - Yellow

ਗ - Green  
ਕ - Black




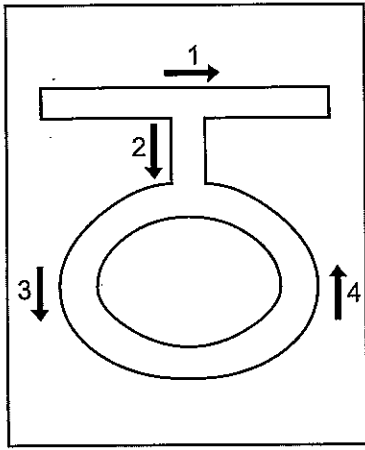


ਟਮਾਟਰ

TOMATO

Sticker

ਟ	ਟ	ਟ	ਟ	ਟ	ਟ	ਟ
ਟ	ਟ	ਟ	ਟ	ਟ	ਟ	ਟ
ਟ	ਟ	ਟ	ਟ	ਟ	ਟ	ਟ
ਟ	ਟ	ਟ	ਟ	ਟ	ਟ	ਟ
ਟ	ਟ	ਟ	ਟ	ਟ	ਟ	ਟ

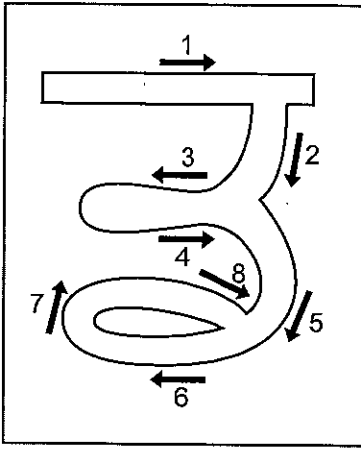


ਠੇਲਾ

WHEELBARROW

Sticker

ਠ	ਠ	ਠ	ਠ	ਠ	ਠ	ਠ
ਠ	ਠ	ਠ	ਠ	ਠ	ਠ	ਠ
ਠ	ਠ	ਠ	ਠ	ਠ	ਠ	ਠ
ਠ	ਠ	ਠ	ਠ	ਠ	ਠ	ਠ
ਠ	ਠ	ਠ	ਠ	ਠ	ਠ	ਠ


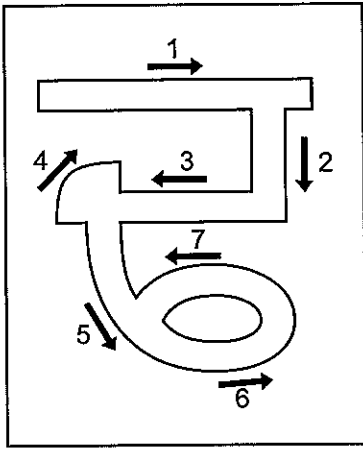


फ

FROG

Sticker

फ	फ	फ	फ	फ	फ	फ
फ	फ	फ	फ	फ	फ	फ
फ	फ	फ	फ	फ	फ	फ
फ	फ	फ	फ	फ	फ	फ
फ	फ	फ	फ	फ	फ	फ

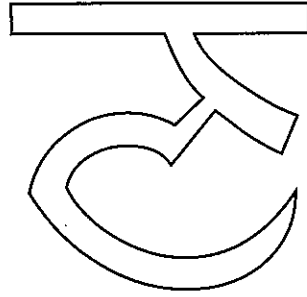
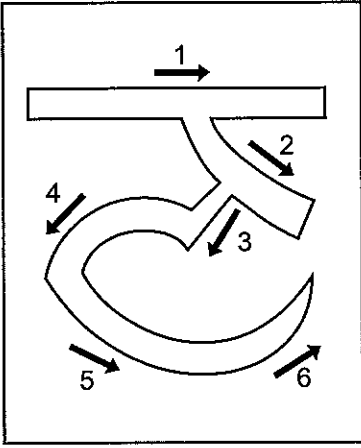


**ਛਾਲ**

**SHIELD**

Sticker

ਛਾਲ	ਛਾਲ	ਛਾਲ	ਛਾਲ	ਛਾਲ	ਛਾਲ	ਛਾਲ
ਛਾਲ	ਛਾਲ	ਛਾਲ	ਛਾਲ	ਛਾਲ	ਛਾਲ	ਛਾਲ
ਛਾਲ	ਛਾਲ	ਛਾਲ	ਛਾਲ	ਛਾਲ	ਛਾਲ	ਛਾਲ
ਛਾਲ	ਛਾਲ	ਛਾਲ	ਛਾਲ	ਛਾਲ	ਛਾਲ	ਛਾਲ
ਛਾਲ	ਛਾਲ	ਛਾਲ	ਛਾਲ	ਛਾਲ	ਛਾਲ	ਛਾਲ



ਨਾ ਨਾ

NAA-NAA

Sticker

ਨਾ	ਨਾ	ਨਾ	ਨਾ	ਨਾ	ਨਾ	ਨਾ
ਨਾ	ਨਾ	ਨਾ	ਨਾ	ਨਾ	ਨਾ	ਨਾ
ਨਾ	ਨਾ	ਨਾ	ਨਾ	ਨਾ	ਨਾ	ਨਾ
ਨਾ	ਨਾ	ਨਾ	ਨਾ	ਨਾ	ਨਾ	ਨਾ
ਨਾ	ਨਾ	ਨਾ	ਨਾ	ਨਾ	ਨਾ	ਨਾ


**WRITE THE ALPHABETS IN THE SPACE PROVIDED**

<p><b>W</b></p>	<p>W</p>					
	W					
	W					
<p><b>H</b></p>	H					
	H					
	H					
<p><b>M</b></p>	M					
	M					
	M					
<p><b>T</b></p>	T					
	T					
	T					
<p><b>K</b></p>	K					
	K					
	K					

# CIRCLE THE CORRECT ALPHABETS

ਕ		ਖ		ਗ		ਘ		ਙ
ਚ		ਛ		ਜ		ਠ		ਟ
ਠ		ਡ		ਢ		ਣ		ਨ
ਮ		ਯ		ਰ		ਲ		ਵ
ਸ਼		ਹ		ੜ		ੜ		ੜ

# WRITE THE MISSING ALPHABETS



# RECOGNISE LETTERS, CIRCLE THE ODD LETTERS


ੲ	ੲ	ੲ	ੲ
ੲ	ੲ	ੲ	ੲ
ੲ	ੲ	ੲ	ੲ
ੲ	ੲ	ੲ	ੲ
ੲ	ੲ	ੲ	ੲ

ੳ	ੳ	ੳ	ੳ
ੳ	ੳ	ੳ	ੳ
ੳ	ੳ	ੳ	ੳ
ੳ	ੳ	ੳ	ੳ
ੳ	ੳ	ੳ	ੳ


ੴ	ੴ	ੴ	ੴ
ੴ	ੴ	ੴ	ੴ
ੴ	ੴ	ੴ	ੴ
ੴ	ੴ	ੴ	ੴ
ੴ	ੴ	ੴ	ੴ

ੴ	ੴ	ੴ	ੴ
ੴ	ੴ	ੴ	ੴ
ੴ	ੴ	ੴ	ੴ
ੴ	ੴ	ੴ	ੴ
ੴ	ੴ	ੴ	ੴ

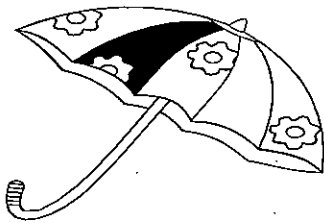
**WRITE THE FIRST LETTER OF THE WORD FOR EACH  
OF THE PICTURE BELOW**



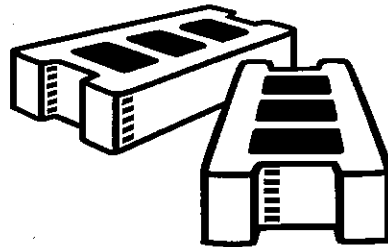
\_\_\_\_\_




\_\_\_\_\_




\_\_\_\_\_




\_\_\_\_\_




\_\_\_\_\_



\_\_\_\_\_




\_\_\_\_\_



\_\_\_\_\_

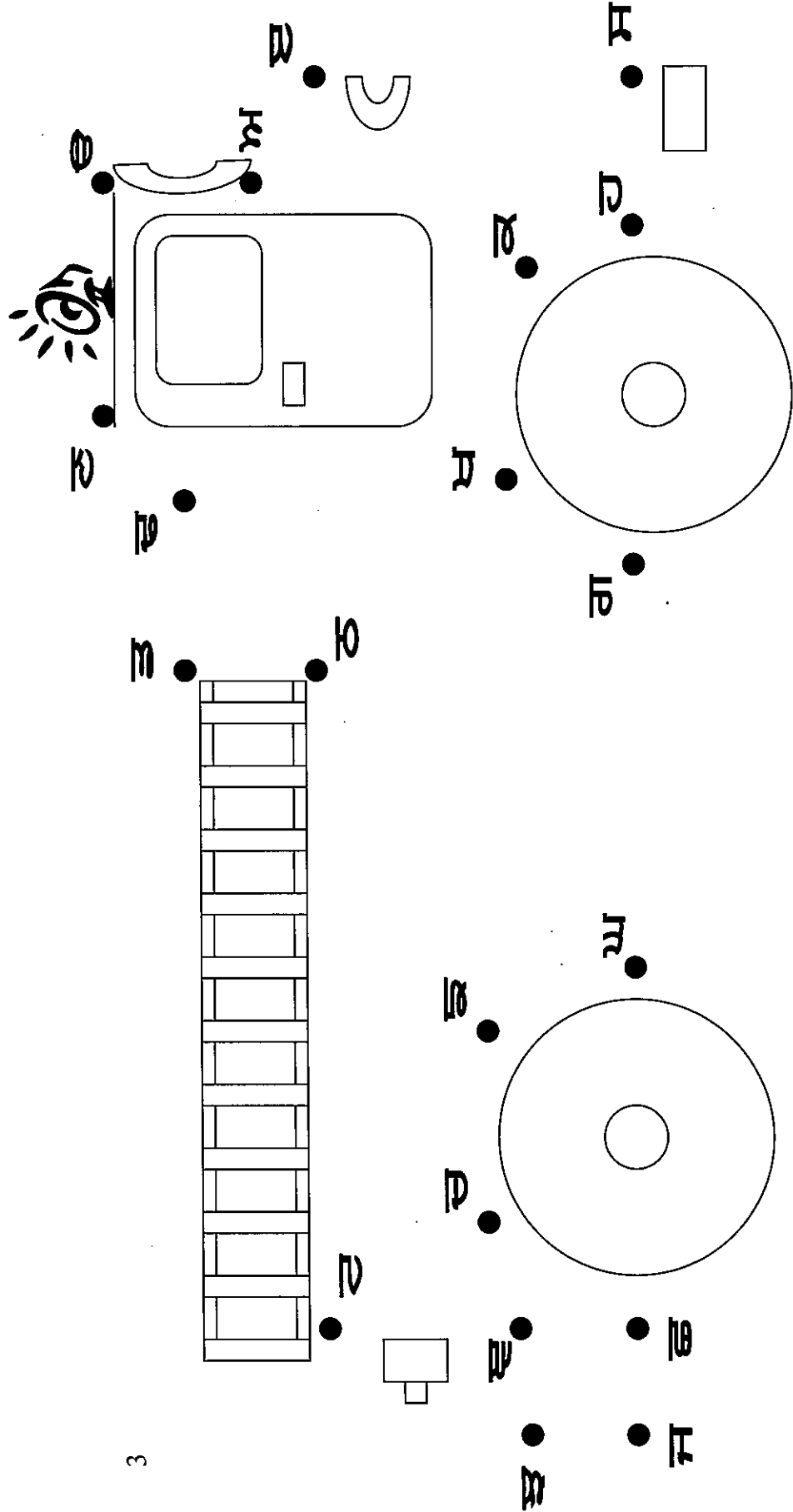



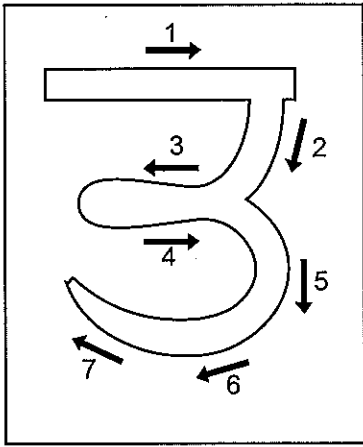
\_\_\_\_\_



\_\_\_\_\_

**START AT ③, READ THE ALPHABETS IN ORDER TO ②, DRAW A LINE TO CONNECT THE DOTS.**




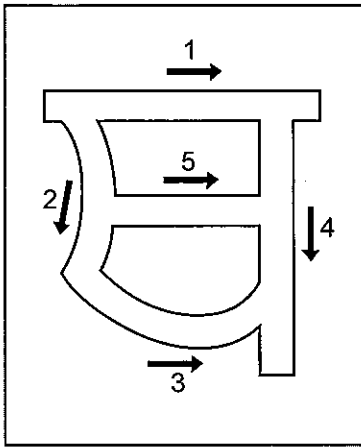


# ਤਿਤਲੀ

BUTTERFLY

Sticker

ੜ	ੜ	ੜ	ੜ	ੜ	ੜ	ੜ
ੜ	ੜ	ੜ	ੜ	ੜ	ੜ	ੜ
ੜ	ੜ	ੜ	ੜ	ੜ	ੜ	ੜ
ੜ	ੜ	ੜ	ੜ	ੜ	ੜ	ੜ
ੜ	ੜ	ੜ	ੜ	ੜ	ੜ	ੜ

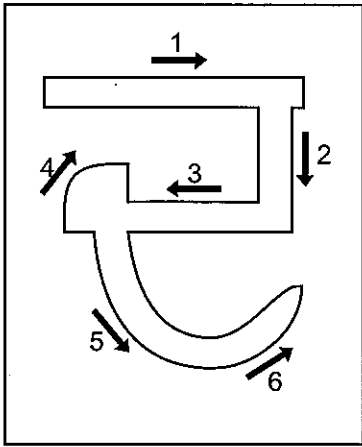


ਬੈਲਾ

BAG

Sticker

ਬੈ	ਬੈ	ਬੈ	ਬੈ	ਬੈ	ਬੈ	ਬੈ
ਬੈ	ਬੈ	ਬੈ	ਬੈ	ਬੈ	ਬੈ	ਬੈ
ਬੈ	ਬੈ	ਬੈ	ਬੈ	ਬੈ	ਬੈ	ਬੈ
ਬੈ	ਬੈ	ਬੈ	ਬੈ	ਬੈ	ਬੈ	ਬੈ
ਬੈ	ਬੈ	ਬੈ	ਬੈ	ਬੈ	ਬੈ	ਬੈ

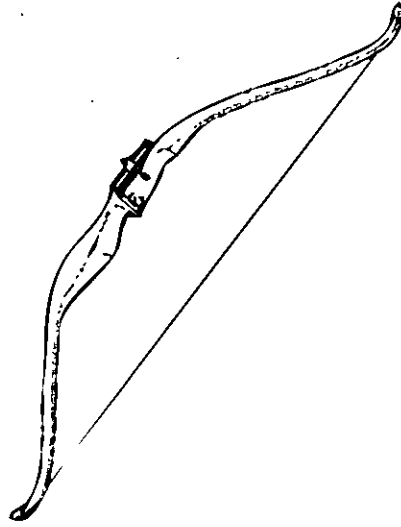
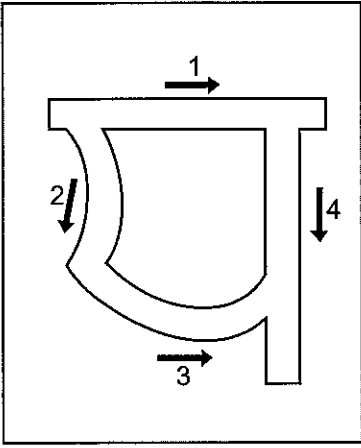


ਦਵਾਤ

INK

Sticker

ਦ	ਦ	ਦ	ਦ	ਦ	ਦ	ਦ
ਦ	ਦ	ਦ	ਦ	ਦ	ਦ	ਦ
ਦ	ਦ	ਦ	ਦ	ਦ	ਦ	ਦ
ਦ	ਦ	ਦ	ਦ	ਦ	ਦ	ਦ
ਦ	ਦ	ਦ	ਦ	ਦ	ਦ	ਦ

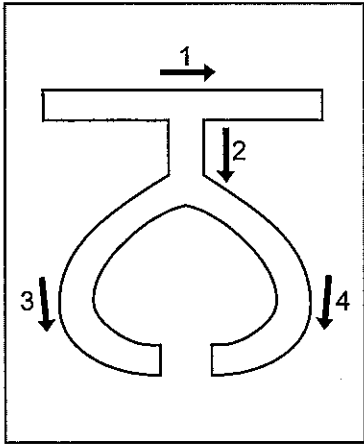


**ਪੜ੍ਹਸ**

**BOW**

Sticker

ਪ	ਪ	ਪ	ਪ	ਪ	ਪ	ਪ
ਪ	ਪ	ਪ	ਪ	ਪ	ਪ	ਪ
ਪ	ਪ	ਪ	ਪ	ਪ	ਪ	ਪ
ਪ	ਪ	ਪ	ਪ	ਪ	ਪ	ਪ
ਪ	ਪ	ਪ	ਪ	ਪ	ਪ	ਪ



ਨਿਸ਼ਾਨ ਸਾਹਿਬ

NISHAAN SAHIB

Sticker

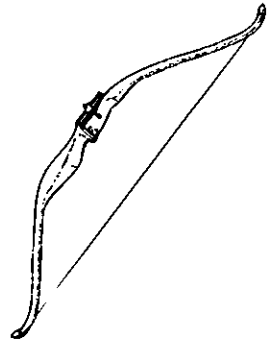

**WRITE THE ALPHABETS IN THE SPACE PROVIDED**

ੳ	ੳ					
	ੳ					
	ੳ					
ਬ	ਬ					
	ਬ					
	ਬ					
ੲ	ੲ					
	ੲ					
	ੲ					
ਧ	ਧ					
	ਧ					
	ਧ					
ੳ	ੳ					
	ੳ					
	ੳ					

# MATCH THE ALPHABETS TO THE OBJECTS

ਤ .

•




ਥ .

•




ਦ .

•




ਧ .

•



ਠ .

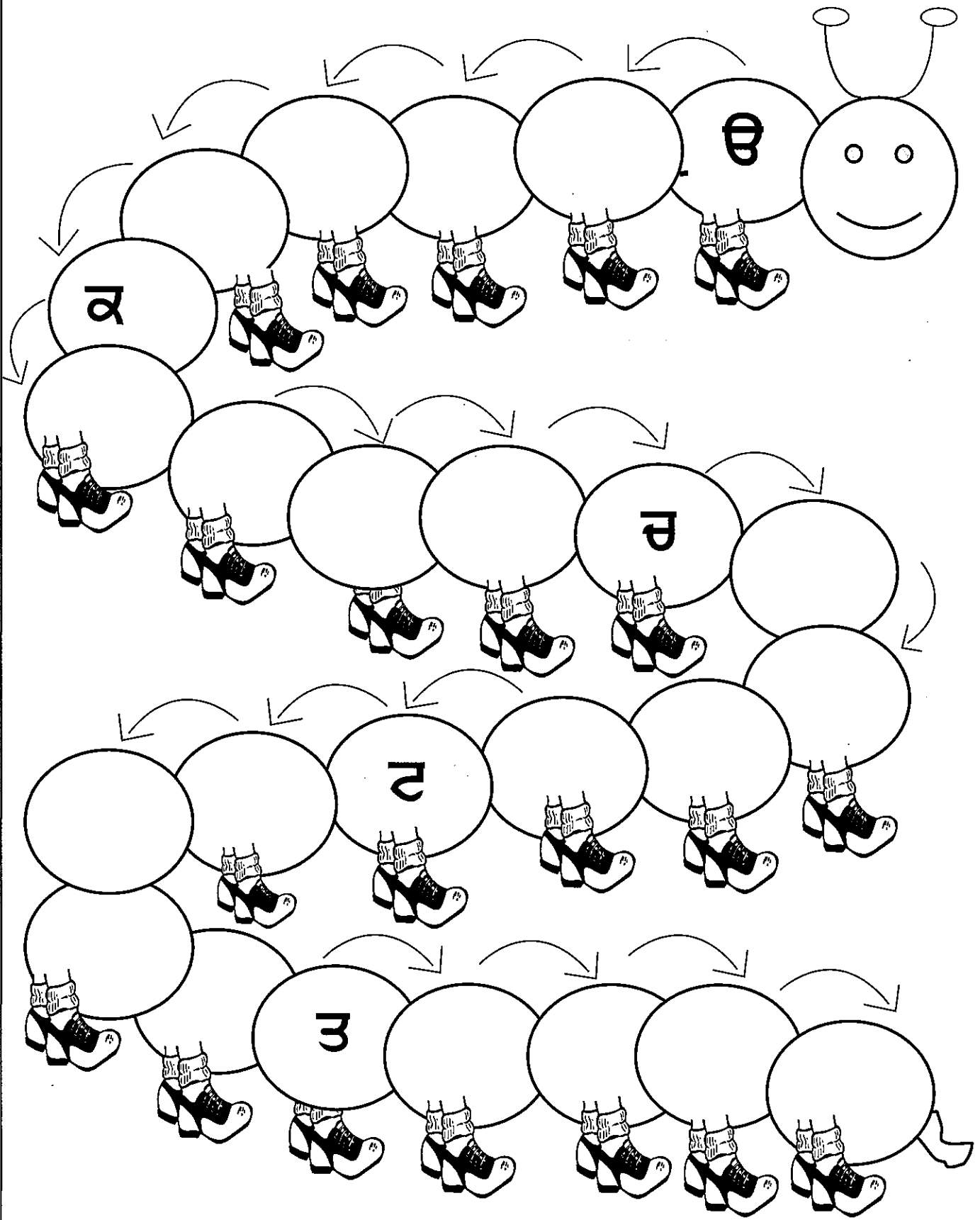
•



# CIRCLE THE CORRECT ALPHABETS

ੴ		ੴ		ੴ		ੴ		ੴ
ੴ		ੴ		ੴ		ੴ		ੴ
ੴ		ੴ		ੴ		ੴ		ੴ
ੴ		ੴ		ੴ		ੴ		ੴ
ੴ		ੴ		ੴ		ੴ		ੴ
ੴ		ੴ		ੴ		ੴ		ੴ

# WRITE THE MISSING ALPHABETS



**LOOK FOR EACH LETTER, IDENTIFY ITS CORRESPONDING COLOUR,  
COLOUR EACH SPACE WITH THAT COLOUR**


ਤ - Yellow

ਬ - Green

ਦ - Red

ਧ - Brown


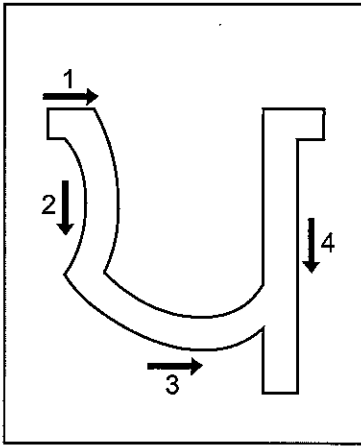
ਨ - Black





# WRITE THE MISSING ALPHABETS

			ੴ	
	ਖ			
		ੴ		
	ੳ			
				ੳ


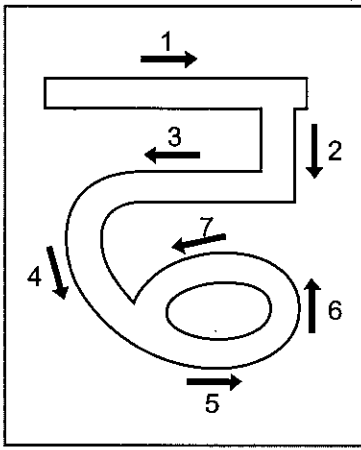


# ਪਤੰਗ

KITE

Sticker

ਪ	ਪ	ਪ	ਪ	ਪ	ਪ	ਪ
ਪ	ਪ	ਪ	ਪ	ਪ	ਪ	ਪ
ਪ	ਪ	ਪ	ਪ	ਪ	ਪ	ਪ
ਪ	ਪ	ਪ	ਪ	ਪ	ਪ	ਪ
ਪ	ਪ	ਪ	ਪ	ਪ	ਪ	ਪ


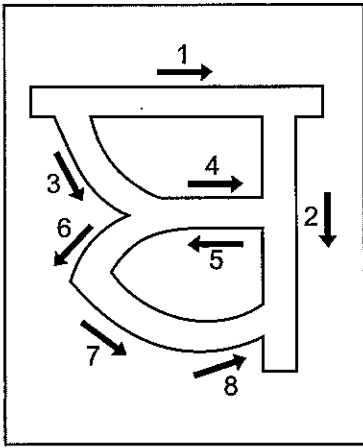


ਫਲ

FLOWER

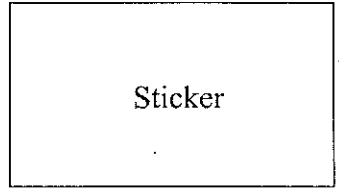
Sticker

ਫਲ	ਫਲ	ਫਲ	ਫਲ	ਫਲ	ਫਲ	ਫਲ
ਫਲ	ਫਲ	ਫਲ	ਫਲ	ਫਲ	ਫਲ	ਫਲ
ਫਲ	ਫਲ	ਫਲ	ਫਲ	ਫਲ	ਫਲ	ਫਲ
ਫਲ	ਫਲ	ਫਲ	ਫਲ	ਫਲ	ਫਲ	ਫਲ
ਫਲ	ਫਲ	ਫਲ	ਫਲ	ਫਲ	ਫਲ	ਫਲ

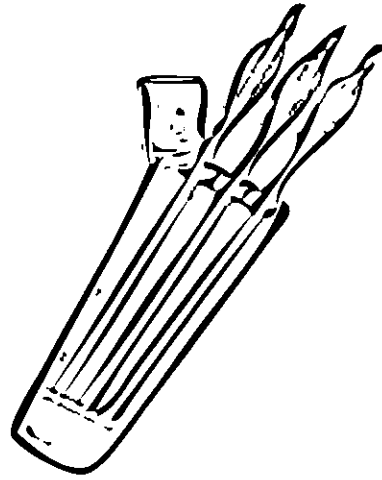
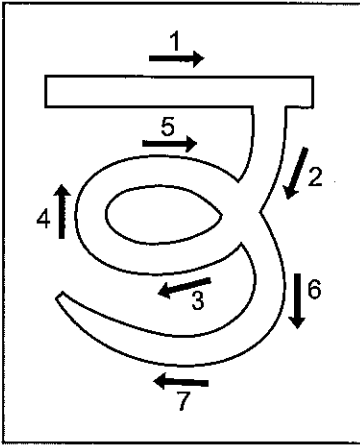


# ਬੱਕਰੀ

GOAT



ਬ	ਬ	ਬ	ਬ	ਬ	ਬ	ਬ
ਬ	ਬ	ਬ	ਬ	ਬ	ਬ	ਬ
ਬ	ਬ	ਬ	ਬ	ਬ	ਬ	ਬ
ਬ	ਬ	ਬ	ਬ	ਬ	ਬ	ਬ
ਬ	ਬ	ਬ	ਬ	ਬ	ਬ	ਬ

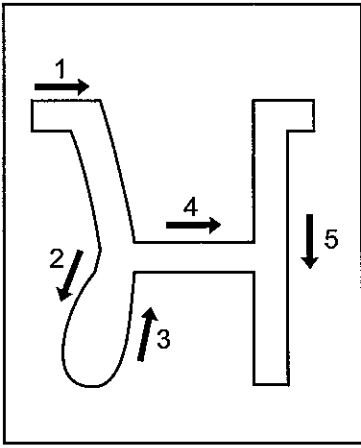


**ਭੁੱਥਾ**

**QUIVER**


Sticker

ਭੁੱਥਾ	ਭੁੱਥਾ	ਭੁੱਥਾ	ਭੁੱਥਾ	ਭੁੱਥਾ	ਭੁੱਥਾ	ਭੁੱਥਾ
ਭੁੱਥਾ	ਭੁੱਥਾ	ਭੁੱਥਾ	ਭੁੱਥਾ	ਭੁੱਥਾ	ਭੁੱਥਾ	ਭੁੱਥਾ
ਭੁੱਥਾ	ਭੁੱਥਾ	ਭੁੱਥਾ	ਭੁੱਥਾ	ਭੁੱਥਾ	ਭੁੱਥਾ	ਭੁੱਥਾ
ਭੁੱਥਾ	ਭੁੱਥਾ	ਭੁੱਥਾ	ਭੁੱਥਾ	ਭੁੱਥਾ	ਭੁੱਥਾ	ਭੁੱਥਾ
ਭੁੱਥਾ	ਭੁੱਥਾ	ਭੁੱਥਾ	ਭੁੱਥਾ	ਭੁੱਥਾ	ਭੁੱਥਾ	ਭੁੱਥਾ



ਮੱਛੀ

FISH



ਮ	ਮ	ਮ	ਮ	ਮ	ਮ	ਮ
ਮ	ਮ	ਮ	ਮ	ਮ	ਮ	ਮ
ਮ	ਮ	ਮ	ਮ	ਮ	ਮ	ਮ
ਮ	ਮ	ਮ	ਮ	ਮ	ਮ	ਮ
ਮ	ਮ	ਮ	ਮ	ਮ	ਮ	ਮ

**WRITE THE ALPHABETS IN THE SPACE PROVIDED**


ੴ	ੴ					
	ੴ					
	ੴ					
ਗ	ਗ					
	ਗ					
	ਗ					
ਬ	ਬ					
	ਬ					
	ਬ					
ਐ	ਐ					
	ਐ					
	ਐ					
ਕ	ਕ					
	ਕ					
	ਕ					

# CIRCLE THE CORRECT ALPHABETS


ੴ		ੴ		ੴ		ੴ		ੴ
ੴ		ੴ		ੴ		ੴ		ੴ
ੴ		ੴ		ੴ		ੴ		ੴ
ੴ		ੴ		ੴ		ੴ		ੴ
ੴ		ੴ		ੴ		ੴ		ੴ

# MATCH THE ALPHABETS TO THE OBJECTS


ਪ .




ਗ .



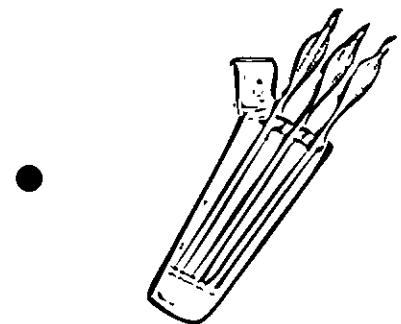
ਬ .



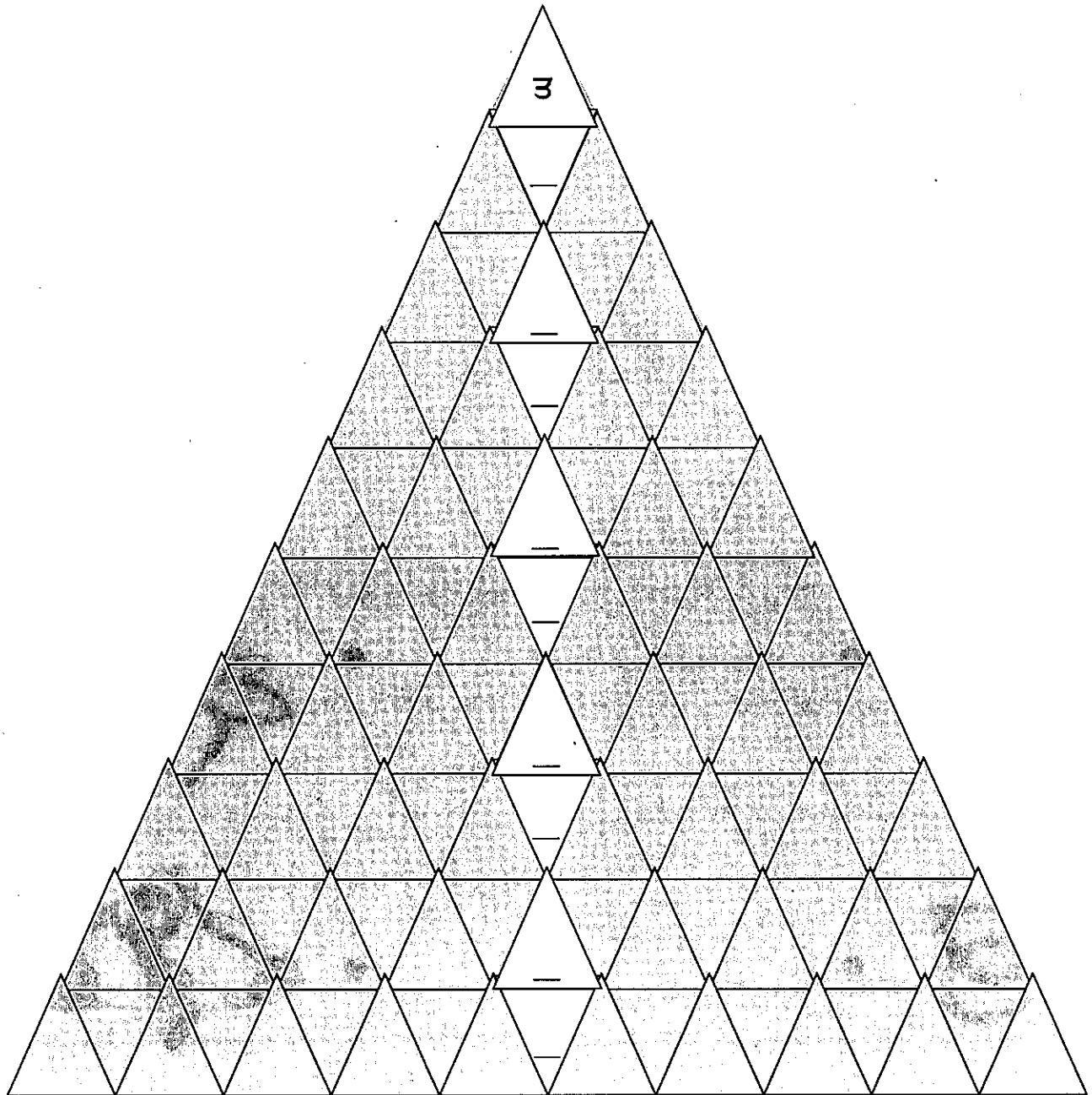
ਕ .



ਮ .



# WRITE THE MISSING ALPHABETS



# RECOGNISE LETTERS, CIRCLE THE ODD LETTER


ਮ	ਮ	ਮ	ਮ
ਮ	ਮ	ਮ	ਮ
ਮ	ਮ	ਸ	ਮ
ਮ	ਮ	ਮ	ਮ
ਮ	ਮ	ਮ	ਮ

ੲ	ੲ	ੲ	ੲ
ੲ	ੲ	ੲ	ੲ
ੲ	ਖ	ੲ	ੲ
ੲ	ੲ	ੲ	ੲ
ੲ	ੲ	ੲ	ੲ


ੳ	ੳ	ੳ	ੳ
ੳ	ੳ	ੳ	ੳ
ੳ	ੳ	ੳ	ੳ
ੳ	ੳ	ੳ	ੳ
ੳ	ੲ	ੳ	ੳ

ੲ	ੲ	ੲ	ੲ
ੲ	ੲ	ੲ	ੳ
ੲ	ੲ	ੲ	ੲ
ੲ	ੲ	ੲ	ੲ
ੲ	ੲ	ੲ	ੲ


**WRITE THE FIRST LETTER OF THE WORD DESCRIBING EACH OF THE PICTURE BELOW**




\_\_\_\_\_




\_\_\_\_\_




\_\_\_\_\_




\_\_\_\_\_



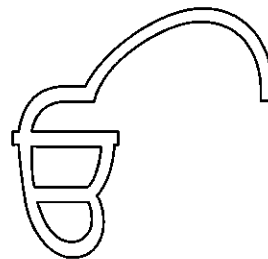
\_\_\_\_\_



\_\_\_\_\_




\_\_\_\_\_




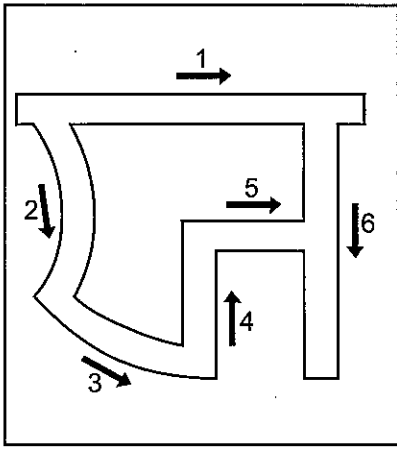
\_\_\_\_\_



\_\_\_\_\_



\_\_\_\_\_

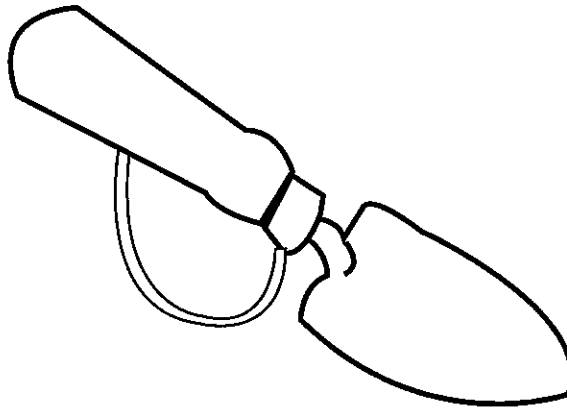
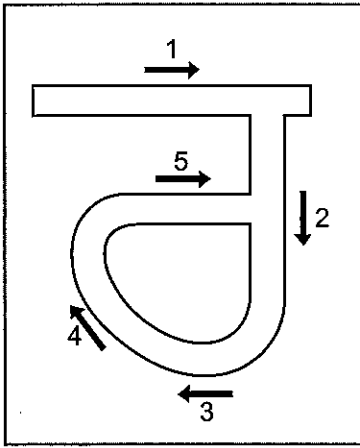


# ਯੋ

**WARRIOR**

Sticker

ਯੋ	ਯੋ	ਯੋ	ਯੋ	ਯੋ	ਯੋ	ਯੋ
ਯੋ	ਯੋ	ਯੋ	ਯੋ	ਯੋ	ਯੋ	ਯੋ
ਯੋ	ਯੋ	ਯੋ	ਯੋ	ਯੋ	ਯੋ	ਯੋ
ਯੋ	ਯੋ	ਯੋ	ਯੋ	ਯੋ	ਯੋ	ਯੋ
ਯੋ	ਯੋ	ਯੋ	ਯੋ	ਯੋ	ਯੋ	ਯੋ

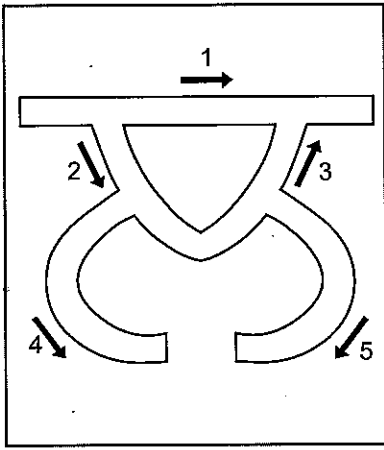


# ਰੰਬਾ

WEEDING TOOL

Sticker

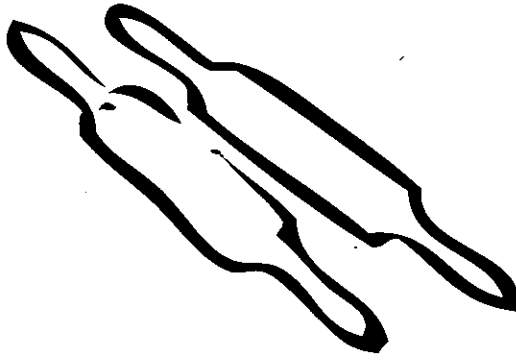
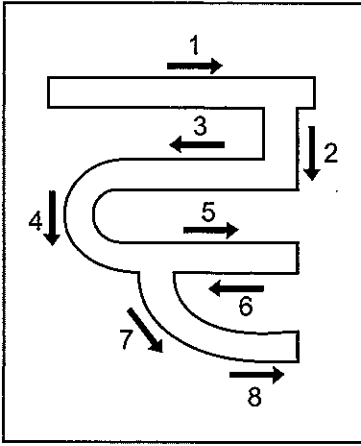
ਰ	ਰ	ਰ	ਰ	ਰ	ਰ	ਰ
ਰ	ਰ	ਰ	ਰ	ਰ	ਰ	ਰ
ਰ	ਰ	ਰ	ਰ	ਰ	ਰ	ਰ
ਰ	ਰ	ਰ	ਰ	ਰ	ਰ	ਰ
ਰ	ਰ	ਰ	ਰ	ਰ	ਰ	ਰ



ਲਾਲਟੈਨ

LANTERN

Sticker


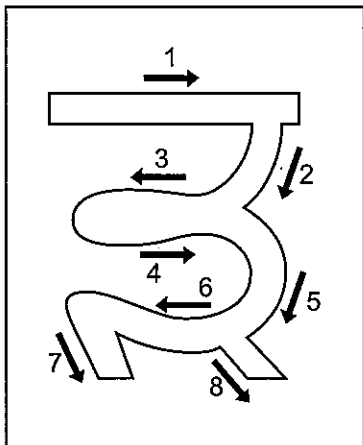



# ਵੇਲਣਾ

ROLLING PIN

Sticker

ਵੇ	ਵੇ	ਵੇ	ਵੇ	ਵੇ	ਵੇ	ਵੇ
ਵੇ	ਵੇ	ਵੇ	ਵੇ	ਵੇ	ਵੇ	ਵੇ
ਵੇ	ਵੇ	ਵੇ	ਵੇ	ਵੇ	ਵੇ	ਵੇ
ਵੇ	ਵੇ	ਵੇ	ਵੇ	ਵੇ	ਵੇ	ਵੇ
ਵੇ	ਵੇ	ਵੇ	ਵੇ	ਵੇ	ਵੇ	ਵੇ



ੜੜ

RHA-RHA

Sticker

ੜ	ੜ	ੜ	ੜ	ੜ	ੜ	ੜ
ੜ	ੜ	ੜ	ੜ	ੜ	ੜ	ੜ
ੜੜ	ੜੜ	ੜੜ	ੜੜ	ੜੜ	ੜੜ	ੜੜ
ੜੜ	ੜੜ	ੜੜ	ੜੜ	ੜੜ	ੜੜ	ੜੜ
ੜੜ	ੜੜ	ੜੜ	ੜੜ	ੜੜ	ੜੜ	ੜੜ

**WRITE THE ALPHABETS IN THE SPACE PROVIDED**

**ਖ**

ਖ  
ਖ  
ਖ

**ਪ**

ਪ  
ਪ  
ਪ

**ਬ**

ਬ  
ਬ  
ਬ

**ਫ**

ਫ  
ਫ  
ਫ

**ਮ**

ਮ  
ਮ  
ਮ

# CIRCLE THE CORRECT ALPHABETS

ੳ		ੳ		ੳ		ੳ		ੳ
ੲ		ੲ		ੲ		ੲ		ੲ
ੳ		ੳ		ੳ		ੳ		ੳ
ੳ		ੳ		ੳ		ੳ		ੳ
ੳ		ੳ		ੳ		ੳ		ੳ
ੳ		ੳ		ੳ		ੳ		ੳ

# MATCH THE ALPHABETS TO THE OBJECTS



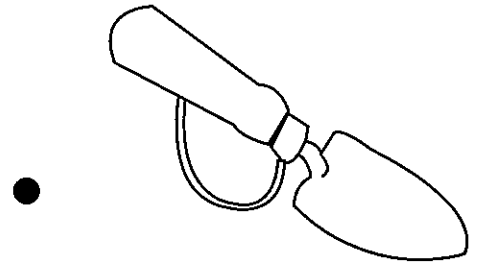
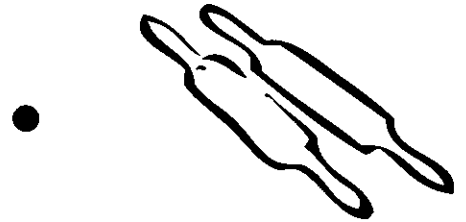

ਜ .

ੜ .

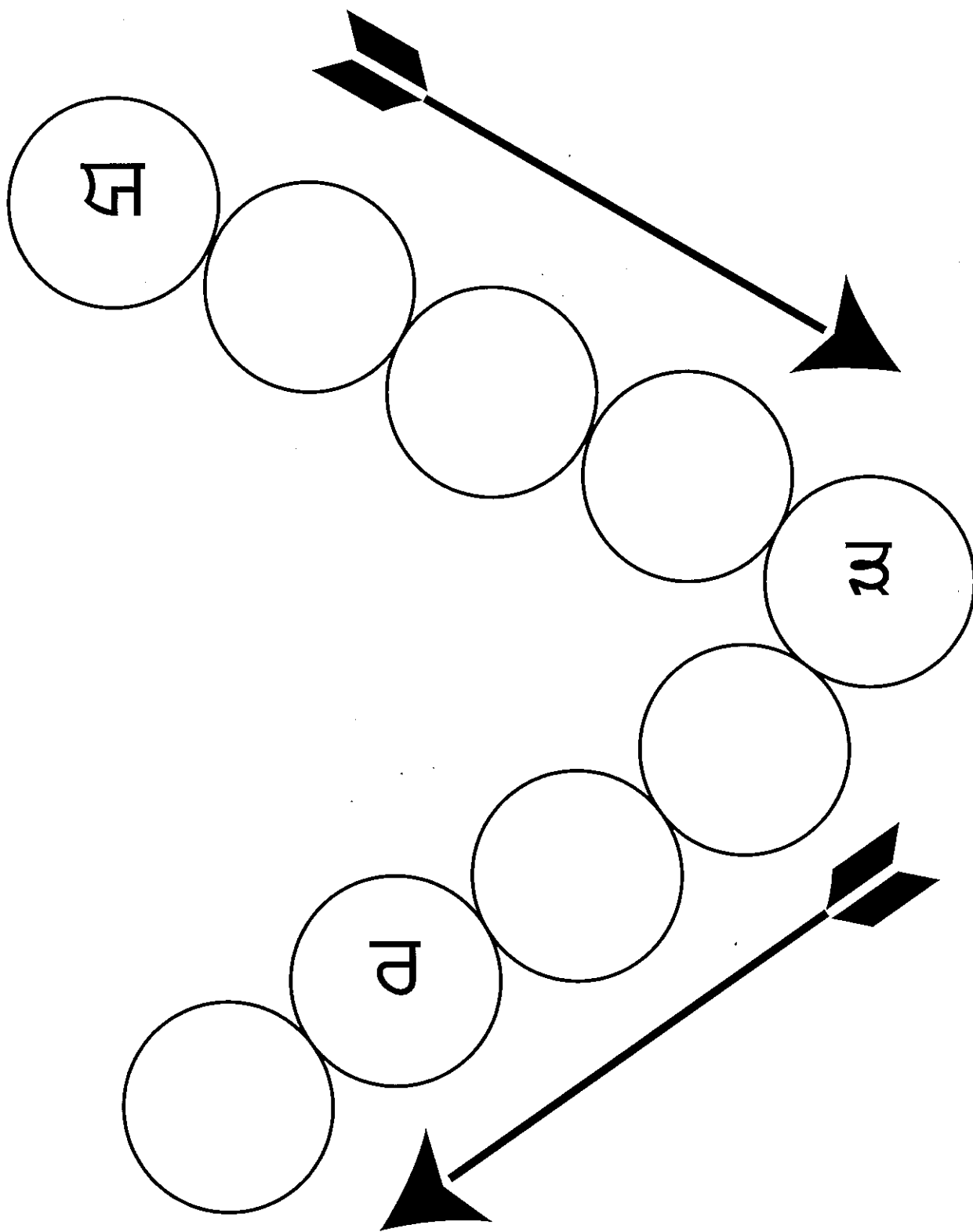
ੜ .

ੜ .

ੜ .



# WRITE THE MISSING ALPHABETS



# RECOGNISE LETTERS, CIRCLE THE ODD LETTER


ੳ	ੳ	ੳ	ੳ
ੳ	ੳ	ੳ	ੳ
ੳ	ੳ	ੳ	ੳ
ੳ	ੳ	ੳ	ੳ
ੳ	ੳ	ੳ	ੳ

ੳ	ੳ	ੳ	ੳ
ੳ	ੳ	ੳ	ੳ
ੳ	ੳ	ੳ	ੳ
ੳ	ੳ	ੳ	ੳ
ੳ	ੳ	ੳ	ੳ

ੳ	ੳ	ੳ	ੳ
ੳ	ੳ	ੳ	ੳ
ੳ	ੳ	ੳ	ੳ
ੳ	ੳ	ੳ	ੳ
ੳ	ੳ	ੳ	ੳ


ੳ	ੳ	ੳ	ੳ
ੳ	ੳ	ੳ	ੳ
ੳ	ੳ	ੳ	ੳ
ੳ	ੳ	ੳ	ੳ
ੳ	ੳ	ੳ	ੳ

**FIND AND CIRCLE ALPHABETS U - 3 HIDDEN IN THE PICTURE**




# WRITE THE NEXT LETTER


1.




2.




3.




4.



5.




6.




# WRITE THE LETTER BEFORE


1.




2.




3.




4.




5.




6.



7.



8.



# TEACHER'S NOTES TO PARENTS

Lesson	Teacher's remark on student's Progress	Parents to read and acknowledge by signing

# TEACHER'S NOTES TO PARENTS

Lesson	Teacher's remark on student's Progress	Parents to read and acknowledge by signing

# TEACHER'S NOTES TO PARENTS

Lesson	Teacher's remark on student's Progress	Parents to read and acknowledge by signing

# SRI GURU GRANTH SAHIB JI ACADEMY MALAYSIA

Malaysia's Premier Gurmat Education Academy

## *Vision*

Developing a learned Sikh community by providing systematic Gurmat Education

## *Courses Offered*

Learn Gurmukhi in 3 months Course  
Refresher Course  
Sri Guru Granth Sahib Ji Course

## *Subjects*


Reading Gurbani  
Understanding Gurbani  
Sikh History

## *Accreditation*


Sri Harminder Sahib Amritsar  
Takhat Sri Harminder Sahib Patna Sahib

*Introducing To You For The First Time*

*Modular Spiritual  
Studies For Sikhs*



# Fun Learning Gurmukhi



A SRI GURU GRANTH SAHIB JI ACADEMY MALAYSIA PUBLICATION